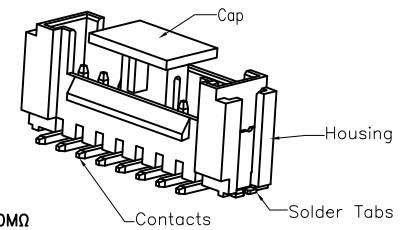
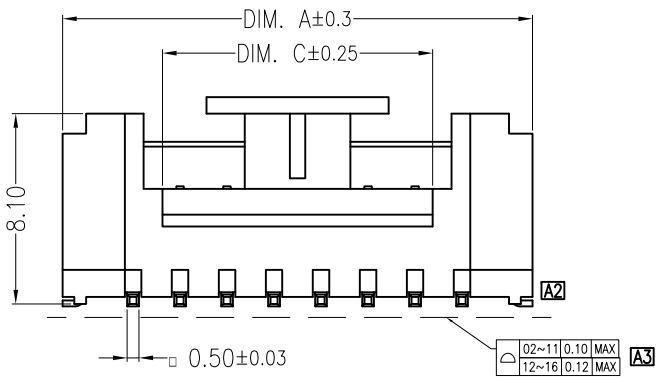
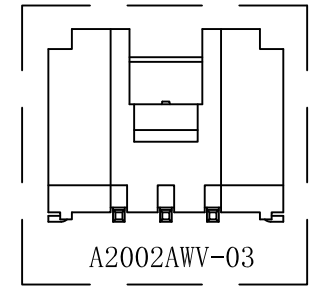
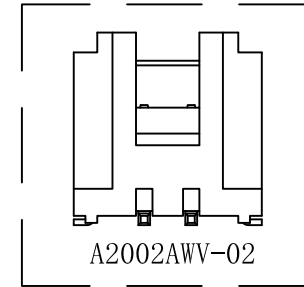
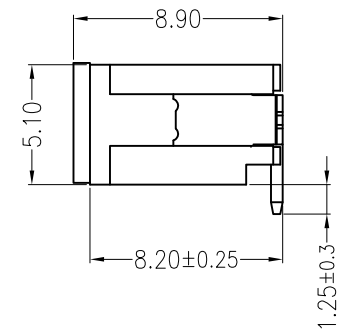
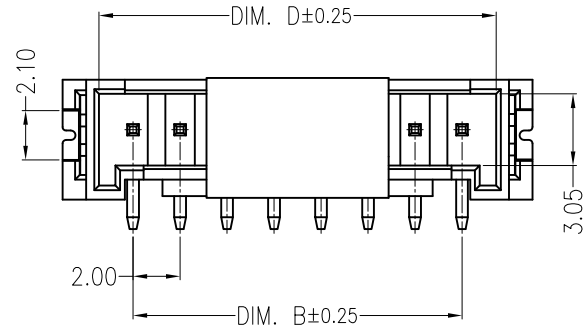
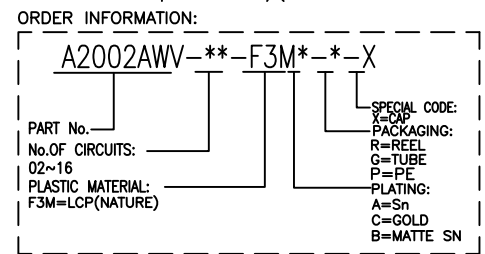


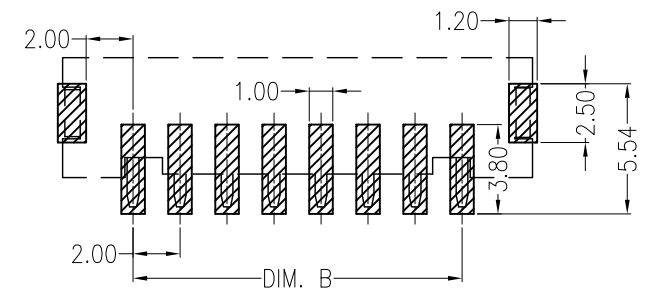
REV	DESCRIPTION	DESIGN	DATE
A0	NEW RELEASE	Wudanping	2016.05.07
A2	Improve inspection efficiency and quality	Zenglingqing	2018.06.06
A3	Adjust flatness	Jiangjianyin	2020.06.18



Specifications:
 Contact resistance: ≤20mΩ
 Insulation resistance: ≥1000MΩ
 Rated voltage: 250V AC DC
 Rated current: 2.0A AC DC
 Withstand Voltage: 1000V AC/minute
 Temperature Range: -25℃ ~ +105℃
 Housing: LCP, UL94V-0/Nature
 Cap: LCP, UL94V-0/Nature
 Contacts: Brass/(Sn or Matte Sn or Gold)
 Solder Tabs: Phosphor Bronze/(Sn or Matte Sn or Gold)



Circuits	Dimensions (mm)			
	DIM. A	DIM. B	DIM. C	DIM. D
02	8.00	2.00	2.70	4.90
03	10.00	4.00	2.70	6.90
04	12.00	6.00	3.50	8.90
05	14.00	8.00	5.50	10.90
06	16.00	10.00	7.50	12.90
07	18.00	12.00	9.50	14.90
08	20.00	14.00	11.50	16.90
09	22.00	16.00	13.50	18.90
10	24.00	18.00	15.50	20.90
11	26.00	20.00	15.50	22.90
12	28.00	22.00	15.50	24.90
13	30.00	24.00	15.50	26.90
14	32.00	26.00	15.50	28.90
15	34.00	28.00	15.50	30.90
16	36.00	30.00	15.50	32.90



SUGGESTED PCB LAYOUT

JKUN 温州健坤接插件有限公司 WENZHOU JKUN CONNECTOR CO.,LTD.		TITLE: 2.0mm PITCH 180° WAFER SMT TYPE	
GENERAL TOLERANCE		USE: CUSTOMER	PART NO.:
X. ±0.50	X. ±5°	APPD: Shaojinghe	A2002AWV-**-F3M*-*-X
X.X ±0.30	X.X ±2°	CHKD: Zenglingqing	DWG NO.:
X.XX ±0.20	X.XX ±1°	DR: Jiangjianyin	JKUN-GCKH-0531
UNITS: mm		SCALE 1 : 1	SHEET 1 / 1