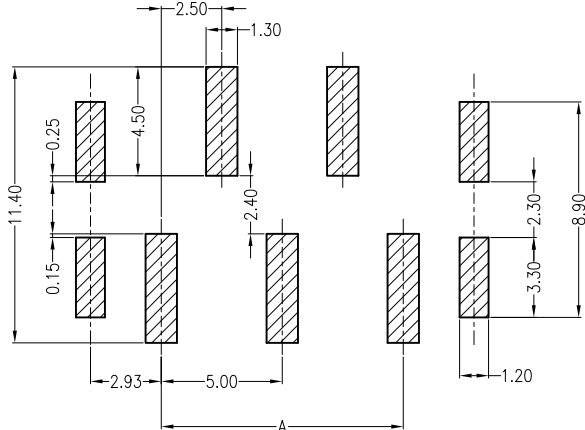
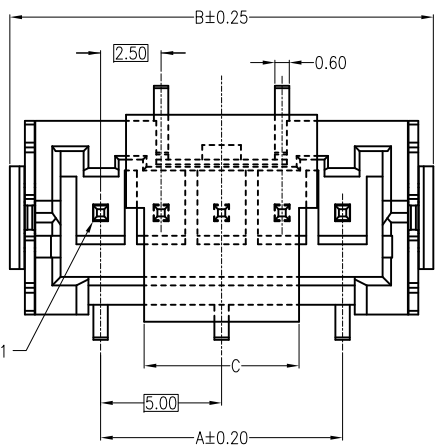
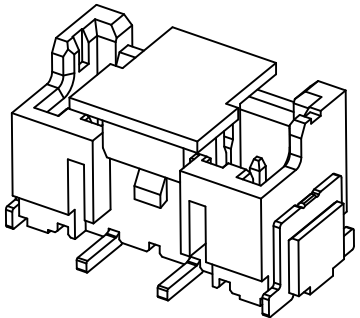
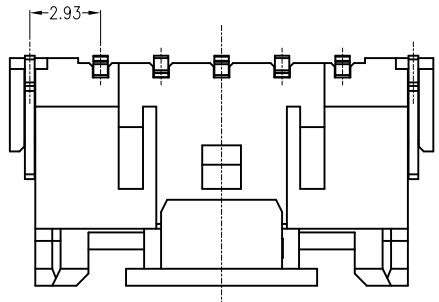


REV	DESCRIPTION	DESIGN	DATE
A	NEW RELEASE	Lingqing	2020/08/22

Circuits	Dimensions (mm)		
	A	B	C
02	2.50	10.00	5.30
03	5.00	12.50	
04	7.50	15.00	6.40
05	10.00	17.50	
06	12.50	20.00	
07	15.00	22.50	
08	17.50	25.00	
09	20.00	27.50	
10	22.50	30.00	
11	25.00	32.50	
12	27.50	35.00	
13	30.00	37.50	
14	32.50	40.00	
15	35.00	42.50	

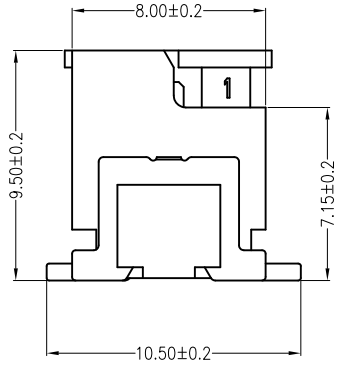
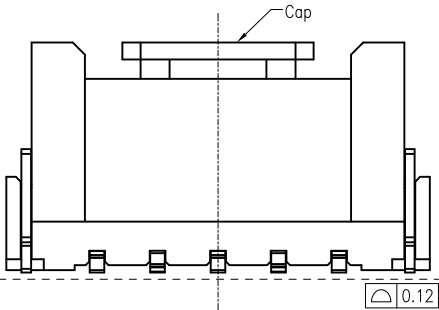
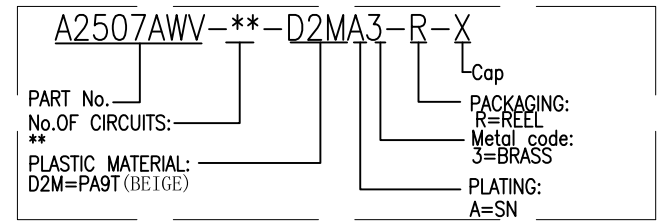


RECOMMENDED PCB LAYOUT

**Specifications:**

Contact resistance:  $\leq 10m\Omega$   
 Insulation resistance:  $\geq 1000M\Omega$   
 Rated voltage: 250V AC DC  
 Rated current: 3.0A AC DC  
 Withstand Voltage: 1000V AC/minute  
 Temperature Range:  $-25^{\circ}C \sim +85^{\circ}C$   
 Housing: PA9T UL94V-0, Natural (Beige)  
 Cap: PA9T UL94V-0, Natural (Beige)  
 Contacts: Brass/Sn-plated  
 Solder Tabs: Brass/Sn-plated

**ORDER INFORMATION:**



<b>JKUN</b> 温州健坤接插件有限公司 WENZHOU JKUN CONNECTOR CO.,LTD.		TITLE: 2.50mmPITCH 180°WAFER SMT TYPE	
GENERAL TOLERANCE		USE: CUSTOMER	PART NO.:
X. ±0.50	X. ±5°	APPD: WangFeng	A2507AWV-**-D2MA3-R-X
X.X ±0.30	X.X ±2°	CHKD: Shaojinghe	DWG NO.:
X.XX ±0.20	X.XX ±1°	DR: Zenglingqing	JKUN-GCKH-0853
UNITS: mm		SCALE 1 : 1	SHEET 1 / 1